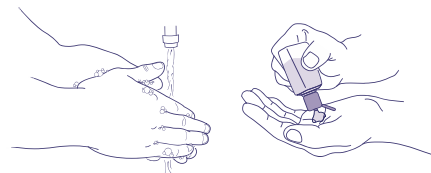


Putting on...

1. Wash & sanitize your hands before preparing your protective equipment.


2. Apron (if required)

- Cover torso from neck to knees.
- Secure all ties on the apron.



3. Face Covering/Mask (if required)

- Secure ties or elastic bands at the middle of the head and neck. If looped then hook over your ears.
- If the covering/mask has a nose piece it should be fitted to the nose with both hands and **not** pinched with one hand. The nose piece should touch the bridge of the nose and not be tented.
- The covering/mask must fit snug to the face and must extend under the chin.
- **Do not** touch the covering/mask while wearing it.
- If the covering/mask becomes damp, dispose of it.
- **Do not** re-use a disposable mask.



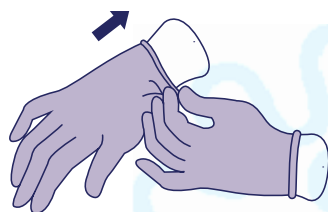
4. Goggles (if required)

- Goggles provide excellent eye protection but can fog up.
- Place over the eyes and adjust to fit.



5. Gloves (if required)

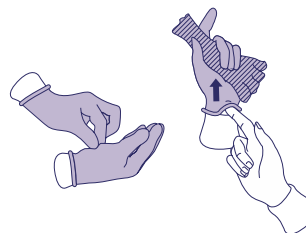
- Wash & sanitize hands before putting gloves on or replacing with a clean pair.
- Gloves should cover the wrist.
- Change gloves between tasks.



Taking off...

1. Gloves

- Ensure you do not cause additional contamination of the hands.
- Dispose safely.



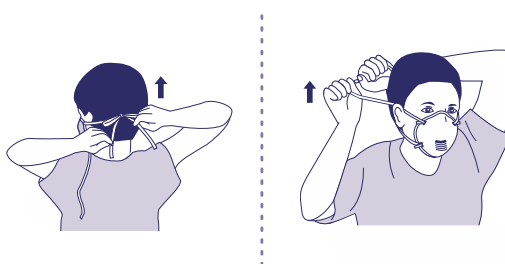
2. Goggles

- Grab the strap and pull upwards and away from your head.
- **Do not** touch the front of the goggles.
- Disinfect after use.



3. Apron

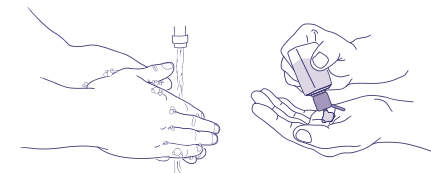
- Untie or **gently** snap the apron avoiding forceful or sudden movement.
- Pull the apron down and away from you and dispose safely.



3. Face Covering/Mask

- **Do not** touch the front of the covering/mask.
- Carefully untie or unhook the covering/mask and pull away from the face.
- Dispose safely.

4. Wash & sanitize your hands after safe removal.



KEEP HANDS AWAY FROM FACE | LIMIT TOUCHING SURFACES | CHANGE EQUIPMENT REGULARLY | PERFORM HAND HYGIENE REGULARLY